

COMPASS

INTRODUCTION, LOGGING IN AND LOCATING SUPPORT

[Logging In](#)

First thing you are going to need to do is open your web browser.

Now browse to our Compass portal (<https://gssc-vic.compass.education>).

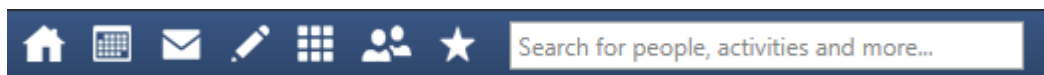
When you started with the school you should have been issued with a username and password for the school's computer systems. This will be your student number and a password you would have been asked to set yourself.

Enter that username and password combination here.

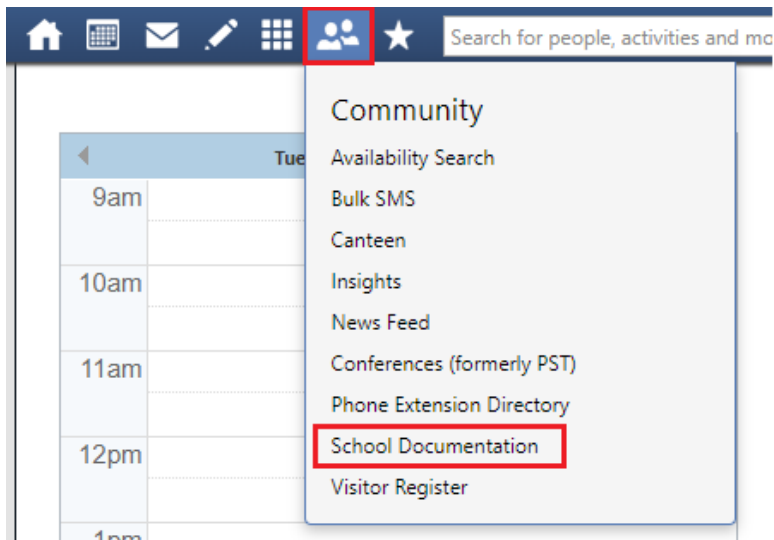
If you do not have or cannot remember these credentials please call the schools IT support line on (03) 5858 9888

[Locating Support Guides](#)

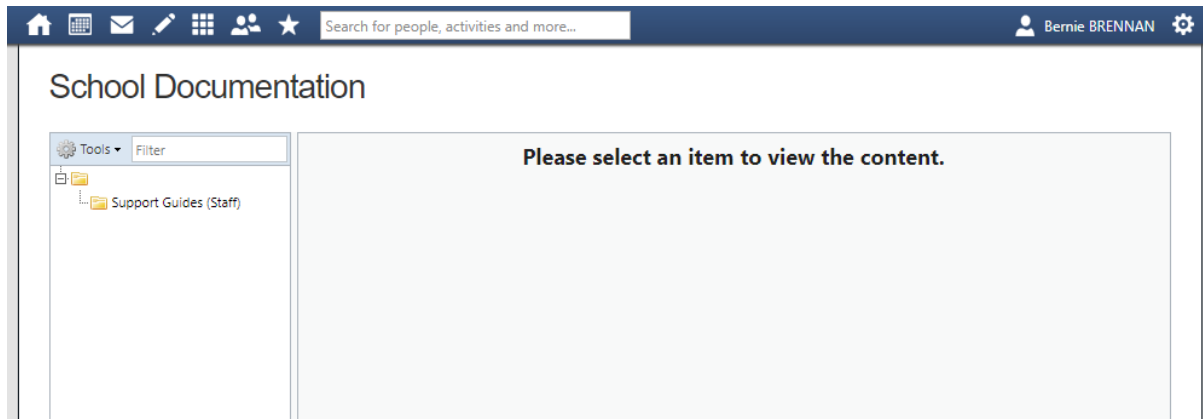
Along the top of the screen you will see a row of icons that have drop down menus.



The one we are looking for here is the Community icon. It looks like two people. Let's hover over that one.



Look for the menu item called '*School Documentation*' and click it.



Click the folder called '*Support Guides (Student)*'.

IT Support

If you are having trouble with Compass please call 5858 9882

If you are having trouble with teams or anything else IT related please call 5858 9888