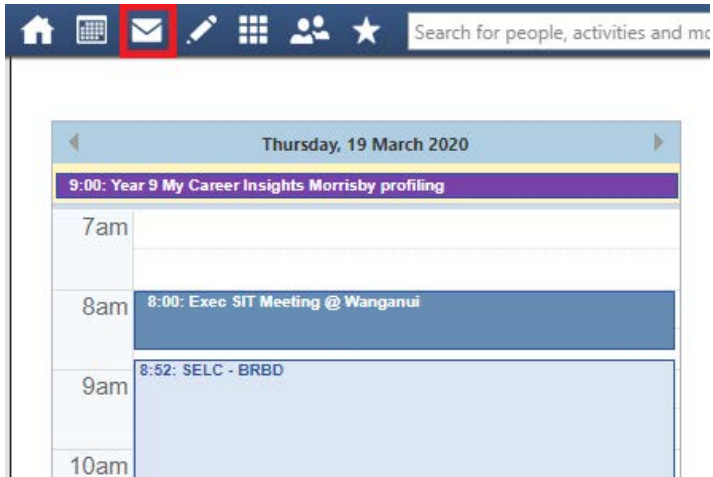
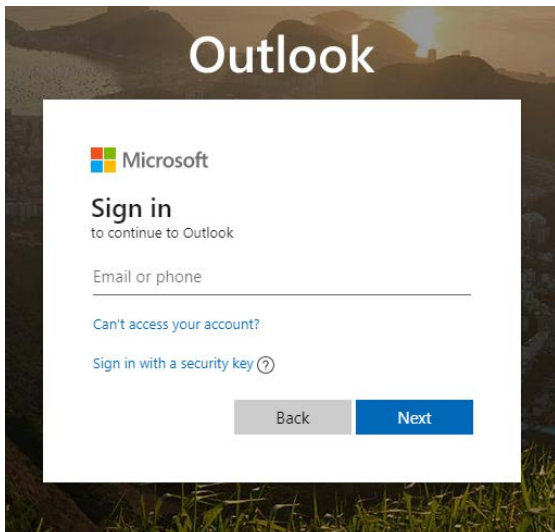


Accessing Teams via Compass

To access teams and Office 365, you need to click the envelope icon at the top of your Compass window.



You may be asked to login. Your login will be your student code @gssc.vic.edu.au (AAA1111@gssc.vic.edu.au). Your password is the same one you use to login to Compass.




This will bring you to your email account.

You can click the grid icon to access all your other Office 365 apps, including teams.



[Office 365](#) →

Apps



[All apps](#) →

When you start teams, you will get the following screen. You can use teams either via the web, or you can download it to your device.

If you have a mobile device, you can download Teams from your Appstore

The banner features the Microsoft Teams logo at the top. Below it is an illustration of a woman standing next to a large screen displaying a Teams chat interface, and a man sitting at a desk with a laptop. The text reads: "Download the Teams desktop app and stay better connected." Below this is a blue button that says "Get the Windows app" and a link that says "Use the web app instead". At the bottom, there is a small footer with "Legal Privacy and Cookies © 2020 Microsoft".

If you require assistance please stop by your campus IT office, if you are unable to attend school you can contact IT for help on 03 5858 9888