

COMPASS

INTRODUCTION and LOGGING IN

(Parent) (26.03.2020)



About This Guide

This document will show you how to login to the Greater Shepparton Secondary College Compass portal. We will also cover where you can go to find additional training materials and assistance.

What is Compass?

Compass is the online learning management system you and your child will use while they attend Greater Shepparton Secondary College. It has several great features like;

- Calendars
- Learning tasks
- Reporting
- Online grading
- Student communication
- Parent interaction
- Attendance
- And just so much more...

Logging In

First thing you are going to need to do is open your web browser.

NOTE: Compass seems to work best in Chrome, but all major browsers are supported.

Now browse to our Compass portal (<https://gssc-vic.compass.education>).

NOTE: You can access Compass anywhere in the world, you just need internet access.

You should now have our login page.



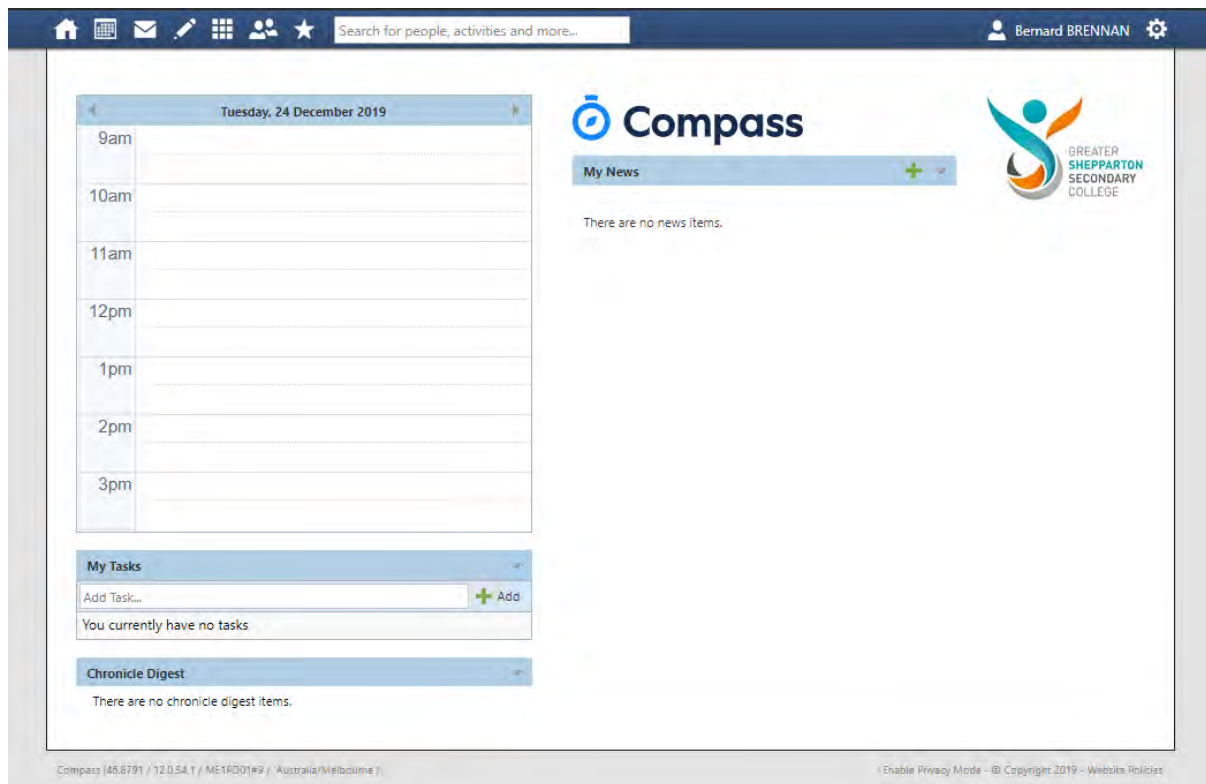
You should have received a letter at the start of the year with information on Compass. It should have your username and password with it.

Enter that username and password combination here.

If you do not have or cannot remember these credentials simply call the Compass Helpline on 03 5858 9882. This will be available from 6 April to 9 April from 9am – 3.00pm

If you are using your own computer feel free to tick the '*Remember me*' box, otherwise leave it empty. Now click the '*Sign in*' button.

If everything was entered correctly, you should now be on your personal homepage. It should look similar to this.

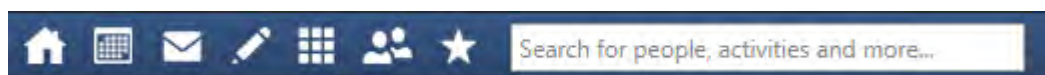


If you got received an error or got a different page, please feel free to call the Compass Helpline and we will help you.

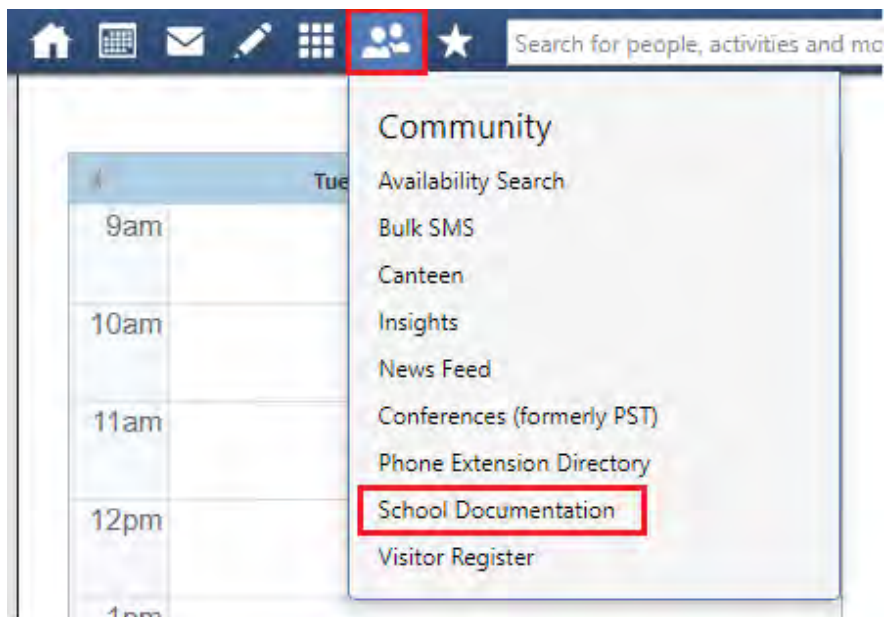
You are now logged into Compass.

[Locating Support Guides](#)

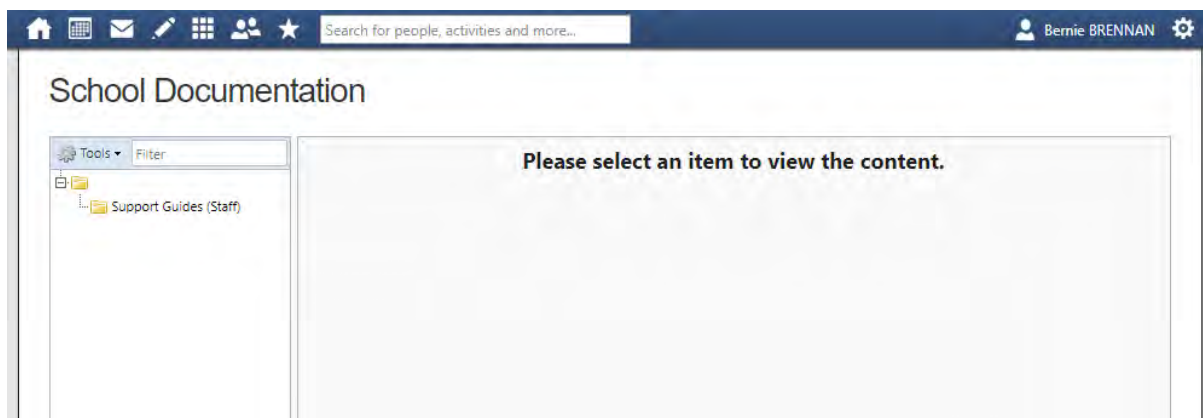
Along the top of the screen you will see a row of icons that have drop down menus.



The one we are looking for here is the Community icon. It looks like two people. Hover over that one.



Look for the menu item called '*School Documentation*' and click it.



Click the folder called '*Support Guides (Parent)*'. In this folder you will find all sorts of useful guides to help you with Compass and lots of other systems around the school.

Welcome again to Greater Shepparton Secondary College, we're glad you and your student have chosen to take their educational journey with us.